





master plan

**|international
city**

master plan

PHASE 1 international city

LEGEND

	PLOT - 692 SQ. YDS.
	PLOT - 500 SQ. YDS.
	PLOT - 400 SQ. YDS.
	PLOT - 270 SQ. YDS.

